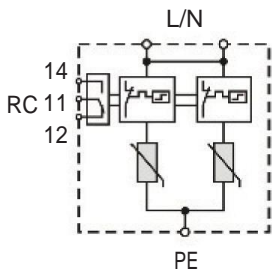


AC POWER PROTECTION - CLASS 1

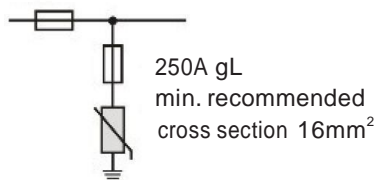
MER 25

Category IEC/EN/VDE: Class I, II/Type 1, 2/B+C
Location of use: Main distribution boards
Protection modes: L/N - PE, L - PEN
Protective element: High Energy MOV
Housing: compact design

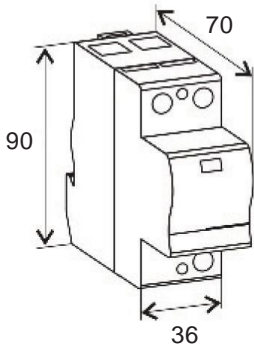


Selection of back-up fuse

>250A gL



Dimensions



TYPE	MER 25				
	150	275	320	385	440
In accordance with	IEC - 61643 - 1				
Max. continuous operating voltage (AC/DC)	U_c 150/200V	275/350V	320/420V	385/500V	440/580V
Nominal discharge current (8/20) I_n	25kA				
Max. discharge current (8/20)	I_{max} 100kA				
Impulse current 10/350)	I_{imp} 25kA				
Specific energy	156kk/W				
Charge	12.5As				
Protection level	U_p <0.7kV	<1.3kV	<1.3kV	<1.7kV	<2.0kV
Residual voltage at I_{imp}	U_{res} <0.7kV	<1.2kV	<1.2kV	<1.5kV	<1.8kV
Follow current	I_f NO				
Response time	A <25ns				
Residual current at U_c	I_{PE} <2.5mA				
Thermal protection	YES				
Terminal screw torque	Max. 4.5Nm				
Back-up fuse (if mains > 250A)	250A gL				
Short-circuit withstand current	25kA / 50Hz				
Temperature range	- 40°C...+80°C				
Terminal cross section	35mm ² (solid) / 25mm ² (stranded)				
Degree of protection	IP20				
Housing material	Thermoplastic; extinguishing degree UL 94 V-O				
Dimensions DIN 43880	2TE				
Weight per unit	200g	252g	252g	268g	284g
MER 25					
Remote contacts	YES				
Contact ratings	AC: 250V/0.5A ; 125V/3A				
Terminal cross section	max. 1.5mm ²				
Remote terminal torque	0.25Nm				
Weight per unit	205g	257g	257g	273g	289g
Packaging dimensions (single unit)	109 x 76.5 x 41.5mm				

